










Key Instant Recall Facts

Hub – Summer 1

Identify 2D shapes and name their properties

By the end of this half term, children should names 2D shapes and their properties.

2D Shapes

Name		Sides	Vertices
triangle		3	3
square		4	4
rectangle		4	4
pentagon		5	5
hexagon		6	6
rhombus		4	4
trapezium		4	4
parallelogram		4	4
octagon		8	8

Key Vocabulary

2D

sides

vertices

tri means 3

oct means 8

- **Create some shape flashcards** – get your child to draw the shape and write the name on the back.
- **Online games**
<https://www.topmarks.co.uk/shapes/2d-shape-reveal>
<https://www.topmarks.co.uk/early-years/shape-monsters>
- **Key videos and examples**
<https://www.bbc.co.uk/bitesize/topics/zjv39j6/articles/ztpwdmn>
- **Activities on the school website** – Our curriculum – maths – how to help your child at home - KIRFs